

Machine no. 1




Copper Bar Punching Machine CU-WK 1



Manufacturer of commutators for motors.

Kirkwood Industries, Inc.
World Headquarters
4855 West 130th Street
Cleveland, OH 44135
Tel: 989-725-8192
Fax: 989-725-5930
www.kirkwood-ind.com



Technical datas:

Punching heads	3 pieces ever	28 t
Cutting station	1 piece with	28 t
Material	140 x 10 x 5200	mm



For punching of conical copper bars
with very tight tolerance!




Copper Bar Punching Machine CU-WK 2

HORNG YU ELECTRIC CO., LTD.

Copper bar supplier for switch gear manufacturer.

宏于電機有限公司

Export to: TAIWAN




Technical datas:

Punching heads	3 pieces ever	28 t
Punching head	1 piece with	40 t
Material	200 x 15 x 6000 mm	

精度 1. 西德 BOSCHERT 製造 CNC 沖孔下料機，加工
長度6M、寬度200mm、厚度15mm，精度±0.05mm。

Samples




Copper Bar Punching Machine CU-WK 2



Copper bar for low tension and high-voltage switch gear.

Export to: MEXICO



Technical datas:

Punching heads	3 pieces ever	28 t
Punching head	1 piece with	40 t
Material	200 x 12,7 x 4000 mm	

Machine no. 4




Copper Bar Punching Machine CU-WK 2



Supplier of various copper bar parts.
E.g. to ABB and Schneider Elektrik.

Export to: ITALY



Technical datas:
See next page.

Samples

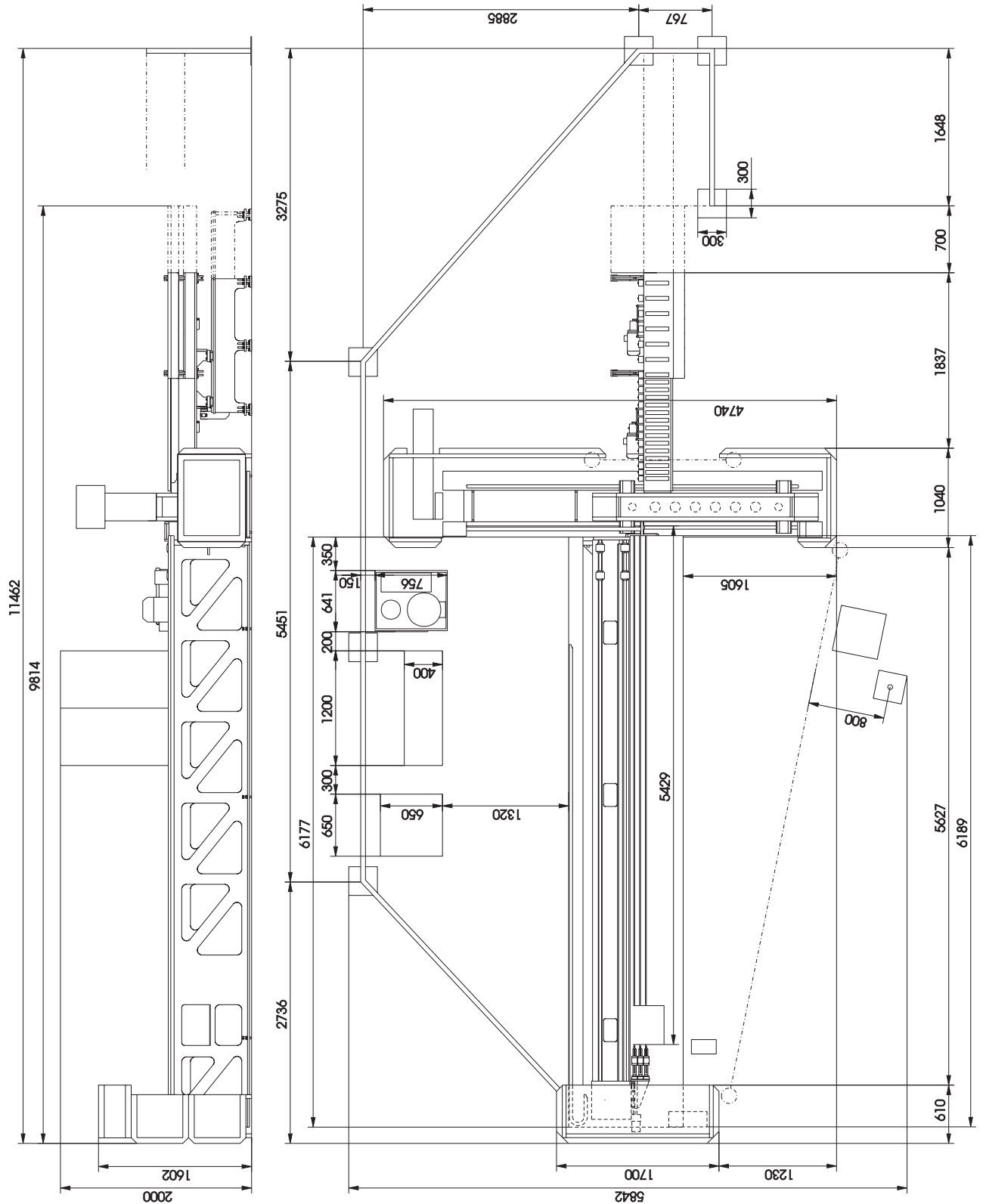
Copper Bar Punching Machine CU-WK 2

Technical datas:

max. thickness	15 mm (with standard D-Station)
	10 mm (with A/B-Station in Multitool)
punching force	3 x 28 t
punching force	2 x 40 t
punching heads	5 (2 of it with Multitool)
tapping unit / drilling unit	max. M16 / Ø 13,8 mm
travel Y	1296 mm
travel X	5644 mm
material	200 x 15 x 5000 mm
machine dimensions	9820 x 4740 x 2000 mm
weight	13,6 t




Space Required CU-WK 2



Clamp

For small copper bars.




Multi Clamps

For wide copper bars.




Clamping Arrangement

By means of a fixed and a mobile clamping jaw.



Tool Box



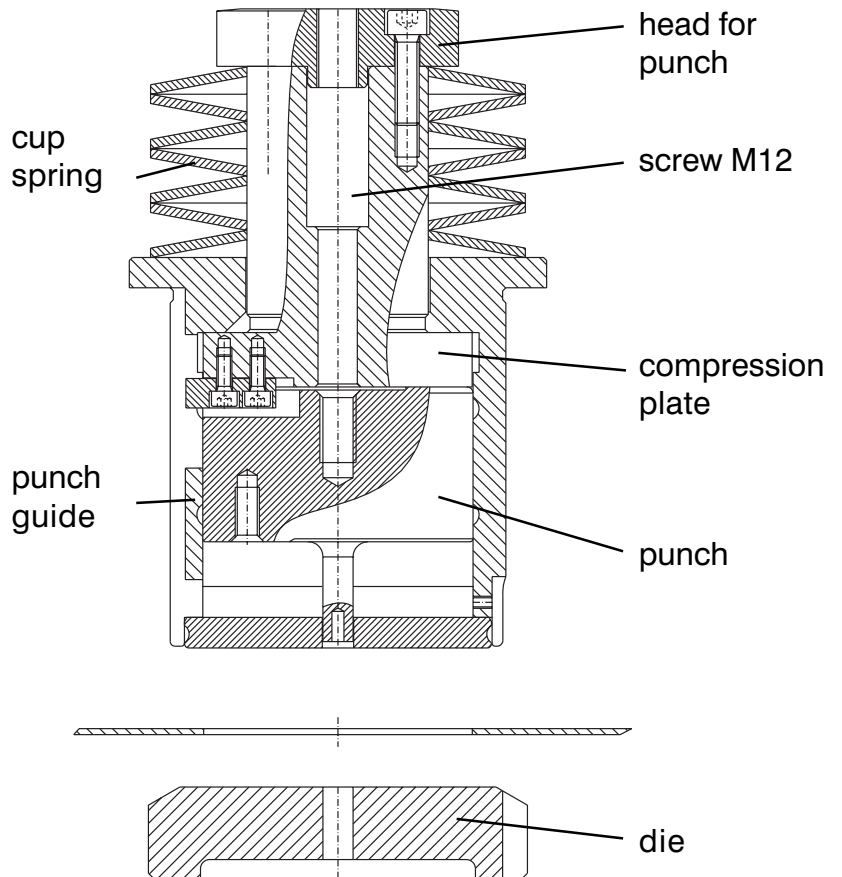
1. station	1 x	AMADA - A / B / C / D	40 t
2. station	1 x	AMADA - A / B / C / D	40 t
3. station	1 x	AMADA - A / B / C / D	28 t
4. station with Multitool 4-fold inserted Multitool punch holder adaptor for and	1 x	AMADA - A / B / C / D	28 t
	2 x	AMADA - A	
	2 x	AMADA - B	
5. station with Multitool 6-fold inserted Multitool punch holder adaptor for	1 x	AMADA - A / B / C / D	28 t
6. station	6 x	AMADA - A tapping unit	



handle




AMADA - D - Station



Multitool

In the stations 1 - 5 can be insert an individual station A, B, C or D each. Station 4 is designed for the insertion of a 4-fold Multitool punch holder adaptor for A and B. Station 5 is designed for the insertion of a 6-fold Multitool punch holder adaptor for A.



AMADA - B



die

Tool change

Fitting of a AMADA - A - Station into the Multitool in toolstation no. 4.



Removal of a complete punch holder adaptor with 2 x AMADA - A and 2 x AMADA - B - Stations out of toolstation no. 4.



Tool change

Fitting of an AMADA - A - Station into toolstation no. 3.



Removal from a complete punch holder adaptor with AMADA - A - Station out of toolstation no. 3.




Fitting of an AMADA - B - Station into toolstation no. 3.



Tapping Unit



Tapping Unit /
Drilling Unit



quick-change chuck
SK 30 for DIN 6327
ISO 30 / ASBK 28


tool holder

Roller Table

front view




back view



light barrier



round belt



EMERGENCY-OFF
button

key-operated switch